

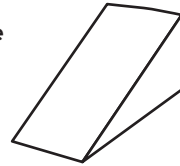
Disney Princess Castle Case

Signature Cake Cutting Instructions

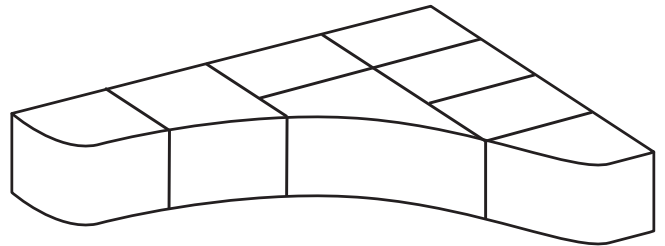
Cutting Directions Serves 25:

1. Cut top layer into eight pieces.
Serve - 8 pieces.
2. Remove triangle walkway.
Serve - 4 pieces.
3. The last step is to cut the bottom layer
(1/4 sheet) both lengthwise and widthwise
into sixteen equal pieces.
Serve - 16 pieces.

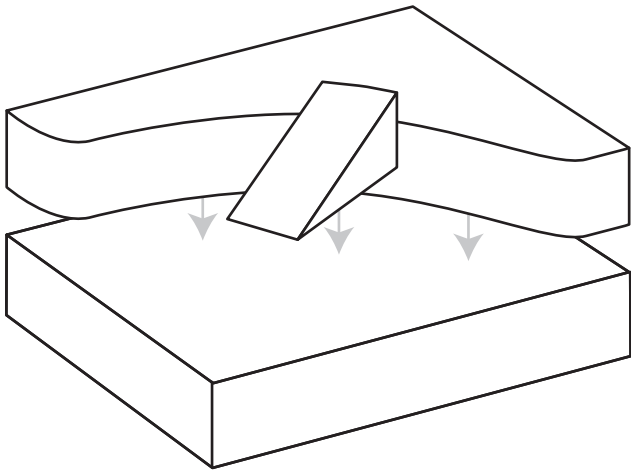
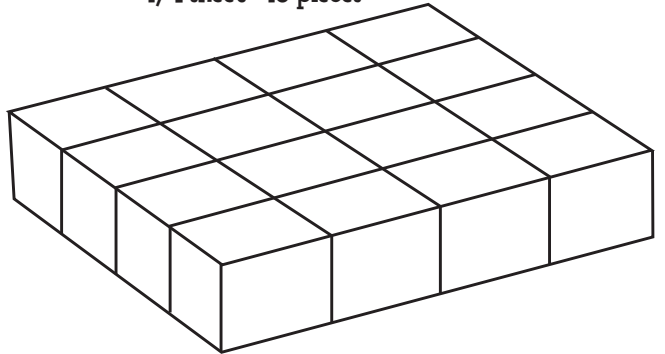
Triangle - 1 piece



Top Piece - 8 pieces



1/4 sheet - 16 pieces



DECOPAC

On Top of the World's Best Selling Cakes®

©2010 DecoPac, Inc.
©Disney